

Introductory sub-table (I)(a)			
Name of the Company: SANATHNAGAR ENTERPRISES LTD (FORMERLY KNOWN AS BAKELITE HYLAM LIMITED)			
Scrip Code, Name of the scrip, class of security: 509423, SEL, Equity Shares			
Quarter ended: 31st December 2014			
Partly paid-up shares:-	No. of partly paid-up shares	As a % of total no. of partly paid-up shares	As a % of total no. of shares of the company
Held by promoter/promoter group	0	0	0
Held by public	0	0	0
Total - D	0	0	0
Outstanding convertible securities:-	No. of outstanding securities	As a % of total no. of outstanding convertible securities	As a % of total no. of shares of the company, assuming full conversion of the convertible securities
Held by promoter/promoter group	0	0	0
Held by public	0	0	0
Total - E	0	0	0
Warrants:-	No. of warrants	As a % of total no. of warrants	As a % of total no. of shares of the company, assuming full conversion of warrants
Held by promoter/promoter group	0	0	0
Held by public	0	0	0
Total - F	0	0	0
Total paid-up capital of the company, assuming full conversion of warrants and convertible securities (Grand Total (A+B+C)+ D+E+F)		3150000	100

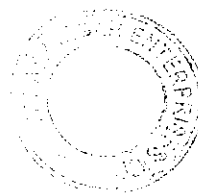


Statement Showing Shareholding Pattern								
Table (I)(a)								
Name of the Company: SANATHNAGAR ENTERPRISES LTD (FORMERLY KNOWN AS BAKELITE HYLAM LIMITED)								
Quarter ended: 31st December 2014								
Category code	Category of Shareholder	Number of Shareholders	Total number of shares	Number of shares held in dematerialized form	Total shareholding as a percentage of total number of shares		Shares Pledged or otherwise encumbered	
					As a percentage of (A+B) ¹	As a percentage of (A+B+C)	Number of shares	As a percentage (IX) = (VIII)/(IV)*100
(i)	(ii)	(iii)	(iv)	(v)	(vi)	(vii)	(viii)	(ix)
(A)	Shareholding of Promoter and Promoter Group²							
1	Indian							
(a)	Individuals/ Hindu Undivided Family	2	18105	18105	0.57	0.57	0	0.00
(b)	Central Government/ State Government(s)	0	0	0	0.00	0.00	0	0.00
(c)	Bodies Corporate	5	2889932	53985	91.74	91.74	0	0.00
(d)	Financial Institutions/ Banks	0	0	0	0.00	0.00	0	0.00
(e)	Any Other (Specify)	0	0	0	0.00	0.00	0	0.00
(e-i)								
(e-ii)								
	Sub-Total (A)(1)	7	2908037	72098	92.32	92.32	0	0.00
2	Foreign							
a	Individuals (Non-Residents Individuals/ Foreign Individuals)	0	0	0	0.00	0.00	0	0.00
b	Bodies Corporate	0	0	0	0.00	0.00	0	0.00
c	Institutions	0	0	0	0.00	0.00	0	0.00
d	Any Other (Specify)	0	0	0	0.00	0.00	0	0.00
d-i								
d-ii								
	Sub-Total (A)(2)	0	0	0	0.00	0.00	0	0.00
	Total Shareholding of Promoter and Promoter Group (A)= (A)(1)+(A)(2)	7	2908037	72098	92.32	92.32	0	0.00
(B)	Public shareholding							
1	Institutions							
(a)	Mutual Funds/ UTI	1	4644	0	0.15	0.15	0	0.00
(b)	Financial Institutions/ Banks	12	22887	8100	0.73	0.73	0	0.00
(c)	Central Government/ State Government(s)	1	32496	0	1.03	1.03	0	0.00
(d)	Venture Capital Funds	0	0	0	0.00	0.00	0	0.00
(e)	Insurance Companies	0	0	0	0.00	0.00	0	0.00
(f)	Foreign Institutional Investors	0	0	0	0.00	0.00	0	0.00
(g)	Foreign Venture Capital Investors	0	0	0	0.00	0.00	0	0.00
(h)	Any Other (i)	0	0	0	0.00	0.00	0	0.00
(h-i)								
(h-ii)								
	Sub-Total (B)(1)	14	60037	8100	1.91	1.91	0	0.00
B 2	Non-institutions							
(a)	Bodies Corporate	85	132628	15	4.21	4.21	0	0.00
(b)	Individuals	0	0	0	0.00	0.00	0	0.00
I	Individuals - i. Individual shareholders holding nominal share capital up to Rs. 1 lakh	10058	48290	2070	1.56	1.56	0	0.00
II	ii. Individual shareholders holding nominal share capital in excess of Rs. 1 lakh	0	0	0	0.00	0.00	0	0.00
(c)	Any Other (NR/IS)	2	10	0	0.00	0.00	0	0.00
(c-i)		0	0	0	0.00	0.00	0	0.00
(c-ii)		0	0	0	0.00	0.00	0	0.00
	Sub-Total (B)(2)	10145	181926	2085	5.78	5.78	0	0.00
	Total Public Shareholding (B)= (B)(1)+(B)(2)	10159	241963	10185	7.68	7.68	0	0.00
	TOTAL (A)+(B)	10166	3150000	82275	100.00	100.00	0	0.00
(C)	Shares held by Custodians and against which Depository Receipts have been issued							
1	Promoter and Promoter Group	0	0	0	0.00	0.00	0	0.00
2	Public	0	0	0	0.00	0.00	0	0.00
	Sub-Total (C)	0	0	0	0.00	0.00	0	0.00
	GRAND TOTAL (A)+(B)+(C)	10166	3150000	82275	100	100.00	0	0.00

Note : The Rehabilitation Scheme sanctioned by BIFR vide order dated 22.08.2005 (case No. 356/2001) provides to write off the existing Equity Capital Subscribed by 90%. Beside also directs for demerger of Bakelite Hylam Limited. Accordingly, Bakelite Hylam Limited have to issue 3 equity shares for every 10 shares held by their shareholders besides 2 equity shares of the newly formed resulting companies i.e. Bakelite Resins & Foams Limited and 5 equity shares of Panel Boards & Laminates Limited.


Since the Auto Corporate action for reduction of Original capital of Bakelite Hylam by 90% having not been approved by CDSL, the matter is kept in abeyance. The entire process shall be completed only on reduction of shares capital by CDSL and dismantling the existing ISIN No. and allotment of new ISIN No. in lieu thereof. Besides allotment of ISIN Numbers for newly formed companies on submission of requisite documents to the Depository.

The shareholding pattern therefore is arranged considering the provisions and direction under BIFR order and allotment of equity shares of newly formed companies to the shareholders of Bakelite Hylam Limited as per the ratio hereinabove.




(1)(b) Statement showing holding of securities (including shares, warrants, convertible securities) of persons belonging to the category
 "Promoter and Promoter Group" as on 31st December 2014

Sr. No.	Name of the shareholder	Total shares held			Shares pledged or otherwise encumbered			Details of warrants			Details of convertible securities		Total shares (including underlying shares assuming full conversion of warrants and convertible securities) as a % of diluted share capital
		Number of shares	As a % of grand total (A)+(B)+(C)	Number	As a percentage	As a % of grand total (A)+(B)+(C) of sub-clause (1)(a)	Number of warrants held	As a % total number of warrants of the same class	Number of convertible securities held	As a % total number of convertible securities of the same class			
(i)	(ii)	(iii)	(iv)	(v)	(vi)=(v)/(iii)*100	(vii)	(viii)	(ix)	(x)	(xi)	(xii)		
1	N.P.S. SHINH	14955.00	0.47	0	0.00	0.00	0	0.00	0	0.00	0.47		
2	MANITA SHINH	3150.00	0.10	0	0.00	0.00	0	0.00	0	0.00	0.10		
3	PARASWANATH RESIDENTIAL PARADISE PVT LTD	2710837.00	86.06	0	0.00	0.00	0	0.00	0	0.00	86.06		
4	PARASWANATH RESIDENTIAL PARADISE PVT LTD	123691.00	3.93	0	0.00	0.00	0	0.00	0	0.00	3.93		
5	CONTINUOUS FORMS (CALCUTTA) LTD	53985.45	1.71	0	0.00	0.00	0	0.00	0	0.00	1.71		
6	ARIHANT PREMISES PRIVATE LIMITED	993.00	0.03	0	0.00	0.00	0	0.00	0	0.00	0.03		
7	MICROTEC CONSTRUCTIONS PRIVATE LIMITED	426.00	0.01	0	0.00	0.00	0	0.00	0	0.00	0.01		
TOTAL		2908037	92.32	0	0.00	0.00	0	0.00	0	0.00	92.32		




(D)(c)(i) Statement showing holding of securities (including shares, warrants, convertible securities) of persons belonging to the category "Public" and holding more than 1% of the total number of shares as on 31st December 2014

Sr. No.	Name of the shareholder	Number of shares	Shares as a percentage of total number of shares {i.e., Grand Total (A)+(B)+(C) indicated in Statement at para (I)(a) above}	Detail of warrants		Details of convertible securities		Total shares (including underlying shares assuming full conversion of warrants and convertible securities as a % of diluted share capital
				Number of warrant s held	As a % total number of warrants of the same class	Number of convertible securities held	% w.r.t total number of convertible securities of the same class	
1	KRITIKA INFRABUILD AND FARMS PVT LTD	129970	4.13	0	0.00	0	0.00	4.13
2	THE GOVERNOR OF ANDHRA PRADESH	32496	1.03	0	0.00	0	0.00	1.03
TOTAL		162466	5.16	0	0.00	0	0.00	5.16




(1)(c)(ii) Statement showing holding of securities (including shares, warrants, convertible securities) of persons (together with belonging to the category PAC) belonging to the category "Public" and holding more than 5% of the total number of shares as on 31st December 2014

Sr. No.	Name of the shareholder	Number of shares	Shares as a percentage of total number of shares (i.e., Grand Total (A)+(B)+(C) indicated in Statement at para (1)(a) above)	Detail of warrants		Details of convertible securities		Total shares (including underlying shares assuming full conversion of warrants and convertible securities as a % of diluted share capital)
				Number of warrants held	As a % total number of warrants of the same class	Number of convertible securities held	% w.r.t total number of convertible securities of the same class	
NIL								
TOTAL								



(1)(d) Statement showing details of locked-in shares as on 31st December 2014

Sr. No.	Name of the shareholder	Number of locked-in shares	Locked-in shares as a percentage of total number of shares {i.e., Grand Total (A)+(B)+(C) indicated in Statement at para (1)(a) above}
NIL			
TOTAL			



(11)(a) Statement showing details of Depository Receipts (DRs) as on 31st December 2014

Sr. No.	Type of outstanding DR (ADRs, GDRs, SDRs, etc.)	Number of outstanding DRs	Number of shares underlying outstanding DRs	Shares underlying outstanding DRs as a percentage of total number of shares {i.e., Grand Total (A)+(B)+(C) indicated in Statement at para (1)(a) above}
NIL				
TOTAL				



(II)(b) Statement showing holding of Depository Receipts (DRs), where underlying shares held by "promoter/promoter group" are in excess of 1% of the total number of shares as on 31st December 2014

Sr. No.	Name of the DR Holder	Type of outstanding DR (ADRs, GDRs, SDRs, etc.)	Number of shares underlying outstanding DRs	Shares underlying outstanding DRs as a percentage of total number of shares {i.e., Grand Total (A)+(B)+(C) indicated in Statement at para (I)(a) above}
NIL				
TOTAL				

